

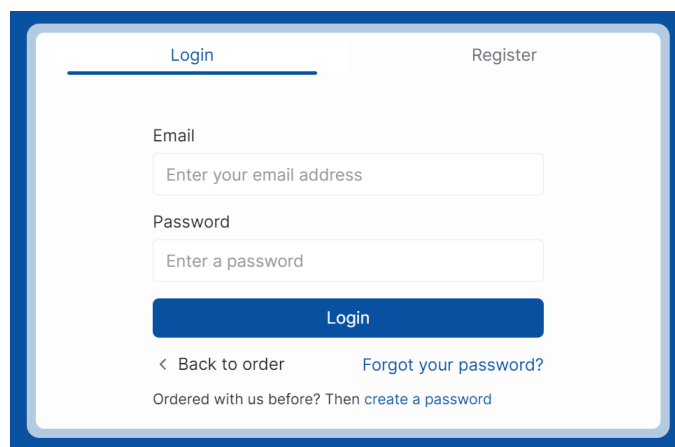
2026 Valentines To-Go Ordering at Regeneron

Easy Order Sheet

Step 1: Get to the Ordering Website.

Go to the Website by Scanning a QR code or clicking the link on our webpage.

<https://api.getspoonfed.com/1646/mazzone-hospitality-Regeneron/>



The screenshot shows a login/register interface. At the top, there are two tabs: 'Login' (selected) and 'Register'. Below the tabs, there are two input fields: 'Email' with the placeholder text 'Enter your email address' and 'Password' with the placeholder text 'Enter a password'. Below these fields is a blue 'Login' button. At the bottom, there are two links: '< Back to order' and 'Forgot your password?'. At the very bottom, there is a link that says 'Ordered with us before? Then create a password'.

Step 2: Login or Create an Account.

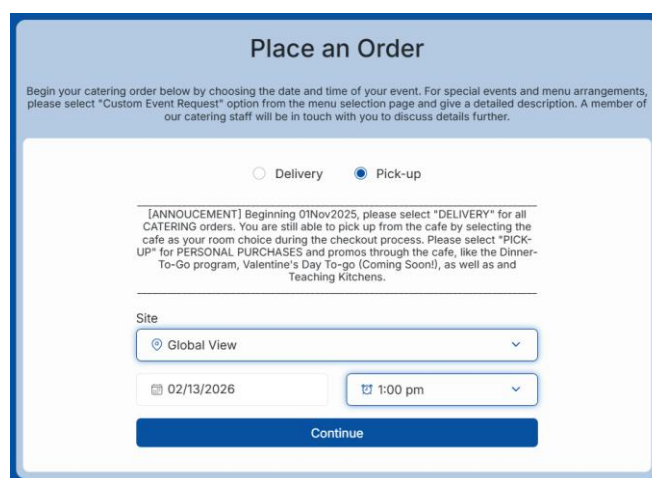
In the upper right corner, click the login button. You will then be prompted to login or register. If you already have an account with us, you may use the same login.

Step 3: Set the location, date and time for your pick up

Scroll down to "Place an Order."

Select "Pick-up" as your order method, then the "Site" location from which you'd like to pick up your dinner. Enter or select "02/13/2026" as the date, and any time between 10 a.m. – 4 p.m. Click "Continue" when you've made your selections.

Note: All pickups must be on Friday, February 13th from 10 a.m. to 4 p.m. We will have all orders cooled and safely stored and ready for final preparation.



The screenshot shows the 'Place an Order' page. At the top, there is a title 'Place an Order'. Below the title, there is a paragraph of text: 'Begin your catering order below by choosing the date and time of your event. For special events and menu arrangements, please select "Custom Event Request" option from the menu selection page and give a detailed description. A member of our catering staff will be in touch with you to discuss details further.' Below this text, there are two radio buttons: 'Delivery' and 'Pick-up' (selected). Below the radio buttons, there is a paragraph of text: '[ANNOUNCEMENT] Beginning 01Nov2025, please select "DELIVERY" for all CATERING orders. You are still able to pick up from the cafe by selecting the cafe as your room choice during the checkout process. Please select "PICK-UP" for PERSONAL PURCHASES and promos through the cafe, like the Dinner-To-Go program, Valentine's Day To-go (Coming Soon!), as well as and Teaching Kitchens.' Below this text, there is a 'Site' dropdown menu with 'Global View' selected. Below the 'Site' dropdown, there is a date input field with '02/13/2026' and a time input field with '1:00 pm'. Below these fields is a blue 'Continue' button.

Valentine's Day To-Go Dinner \$0.00

All Dinners Include Choice of Entree, Truffle Mashed Potatoes, Green Beans Almondine, Seasonal Greens Salad, Dinner Roll and Butter, and Choice of Dessert.

All Food Is Served in Reheatable Containers with Instructions.

ORDERING
Orders must be placed by 5pm Monday, February 9th.

PICK UP
Pick Up At Any Cafe Location 10am - 4pm on Friday, February 13th. Not Available for Delivery.

PAYMENT
Cost Codes Not Accepted. All Orders Must Be Paid with Credit Card. FTE Discount not available.

Quantity

1. Entree Selection (2/2 Selected)

- Filet Mignon + \$46.99
- Pan Seared Statler Chicken Breast + \$29.99
- Chilean Sea Bass + \$52.99
- gluten allergy
- Bucatini + \$24.99

2. Add Ons (Optional)

- Butter Poached Cold Water Lobster Tail + \$24.99

3. Dessert Selection (2/2 Selected)

- Chocolate Dipped Long Stem Strawberries +
- Flourless Chocolate Cake With a Berry Compote +
- NY Style Cheesecake With Macerated Strawberries +

Includes

- Truffle Mashed Potatoes
- Green Beans Almondine
- Seasonal Greens Salad
- Dinner Roll and Butter

[Close menu](#)

[Add to Order](#)

Step 4: THE FUN PART - Select the entrees you would like to enjoy!

Enter the "Dinners To-Go" Tab, enter the total number of Dinners in the "Quantity" section. Then select the entrees you'd like to order. Descriptions are available by clicking the arrow on the left. Continue down to select any optional add-on. Finally, for your sweet endings, select your dessert options at the bottom. Click "Add to Order" once your selections are finalized.

FAQ: Can I add allergy/dietary restriction notes?

Yes! Each item you select allows you to add notes. You will know a note is confirmed when you see a blue dot over the note icon.

Step 5: Review your shopping basket
If everything looks correct, click "check out." Otherwise, use the pencil icon to edit your order.

[My Account](#) [1](#)

Order Summary

Pick-up 1 Global View, Troy, NY, 12180
Global View
Fri, 13 Feb 1:00 pm

Valentine's Day To-Go Dinner \$123.97

1 x Filet Mignon (\$46.99)
1 x Chilean Sea Bass (\$52.99)
Note: gluten allergy
1 x Butter Poached Cold Water Lobster Tail (\$24.99)
2 x Truffle Mashed Potatoes
2 x Green Beans Almondine
2 x Seasonal Greens Salad
2 x Dinner Roll and Butter
1 x Chocolate Dipped Long Stem Strawberries
1 x NY Style Cheesecake With Macerated Strawberries

Sub Total \$123.97
Charge Total \$0.00
Tax \$9.92
Total \$133.89

Voucher Code

[Checkout](#)

Order details

Guest Count

Event details

Event Name

Setup Time

End Time

Step 6: Complete your order details.

Step 7: Finish Payment Method & Final Confirmation.

Select "Stored Card" Then Add or Select a Card from your Wallet. If applicable, read and accept the terms and conditions, and lastly, Click the "Confirm" button to finish!

FAQ: Payment On Account not accepted for Dinners To-Go. At this point of time, We are not accepting vouchers or applying employee discounts to Valentine's Day orders

Payment method

☐ On Account


☒ Stored Card

[ADD CARD ON FILE](#)

☐ I accept the [Terms and Conditions](#).

You are receiving emails for offers and information. [Change preferences](#)

[Back](#) [Confirm](#)



Step 8: Now you can sit back and relax and know you have Valentine's Day plans locked in. Reheating instructions will be emailed to all customers on Tuesday, 10 Feb.

FAQ: You will receive a confirmation email. Changes or cancellations can be made until 5 p.m. on Monday, February 9th by logging back into your account. Contact opscateringteam@cpGPLC.onmicrosoft.com if you have any questions or issues.



PRIME

Regeneron - Internal